

PYS 2024-2028

WIOA State Plan Draft


Presentation to the Governor's Workforce Development Board

October 18, 2023




Link to Document

- Also available at https://gowinn.nv.gov/wp-content/uploads/2023/08/PYS-2024-2028-WIOA-State-Plan.Draft_10-04-2023.pdf

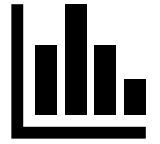


Timeline



10/18/2023	11/1/2023-12/1/2023	12/11/2023-1/12/2024	1/22/2024-2/2/2024	2/7/2024	Either 2/14/2024 or 2/21/2024	Week of 3/4/2024
<p>GWDB Full Board Meeting- Vote to approve draft WIOA State Plan</p> 	<p>Public comment period for draft WIOA State Plan</p>	<p>Draft WIOA State Plan to Governor's Office for feedback</p>	<p>Second public comment period if WIOA State Plan has substantial changes (if needed)</p>	<p>Send final WIOA State Plan to GWDB Full Board with summary of new changes (if needed)</p>	<p>GWDB Full Board Meeting- Vote to approve final WIOA State Plan*</p> <p><i>*2024 meeting schedule will be voted on at 12/13/2023 GWDB meeting</i></p>	<p>Submit final WIOA State Plan into federal portal</p>

Economic Overview (pgs. 3-55)



- *Nevada: Rapid employment growth but also higher unemployment rate than other states. Workers re-engaging with labor market. Somewhat looser labor markets are keeping wage growth lower compared to other states (p. 5-12).*
- *Groups with lower levels of labor force participation and higher rates of unemployment include people with any disability, people below the poverty level, women with preschool-aged children, people with a high school degree or less, the youngest and oldest individuals, and Black or African American workers (pp. 14-18).*
- *Additional microdata was used to look at "Disconnected Youth" (pp. 24-25), the intersection of age and race (p. 26), labor force connection for individuals based on language spoken at home, and veterans with or without a service-connected disability (p. 27).*

Goals and Strategies (pgs. 65-66)



1. Population: The Nevada Workforce System will increase engagement with groups who have high unemployment and/or low labor force participation.

Strategies

- a. Partnering with organizations already serving the targeted populations to increase recruitment and outreach.
- b. Increase supportive services to remove barriers to employment.
- c. Identify, implement, and expand best practices within Nevada.
- d. Use braided funding to increase services available to historically underserved populations.
- e. Expand the use of Apprenticeships.
- f. Establish common practice on collecting barriers to employment.

Measurements

- a. Identify the baseline participation within Titles of populations that have historically high unemployment or low labor force participation.
- b. Establish goals for future participation rates.
- c. Track progress towards implementation of strategies.

Goals and Strategies (pgs. 65-66)



2. Alignment: The Nevada Workforce System will increase the operational alignment of services among required partners.

Strategies

- a. Assess activities provided, responsible partner, and the partner with the expertise to provide such activities.
- b. Reduce duplication of effort for each activity by identifying roles more clearly within the Nevada workforce system.
- c. Identify those activities required by law vs additional activities and determine the value of activities provided that are not required.
- d. Provide ongoing frontline training and make information readily available to all partners within the Nevada workforce system regarding the activities and roles of each partner.

Measurements

- a. Has the assessment of activities been completed?
- b. Measure duplication of services and evaluate.
- c. Measure of consistent participation in cross training for staff.

Goals and Strategies (pgs. 65-66)



3. Collaboration: The Nevada Workforce System will improve collaboration between required partners through the use of common processes and systems.

Strategies

- a. Referral tracking system.
- b. Common intake.
- c. Increase referrals and co-enrollments between workforce system partners.
- d. Creation of innovative partnerships that braid funding as appropriate.

Measurements

- a. Has a common referral tracking system been developed and implemented.
- b. Number of referrals between core partners.
- c. Progress on common intake.
- d. Tracking of intentional braided funding.

Program-Specific Sections (pgs. 143-240)



- The WIOA State Plan requires each core WIOA partner (Titles I-IV) to report on program-specific activities and metrics. Below are the page numbers for each core WIOA partner's section:

Title I-B (Adult, Dislocated Worker, and Youth Activities).....Pages 143-185

Title III (Wagner-Peyser Program (Employment Services)).....Pages 185-196

Title II (Adult Education and Family Literacy Act Programs).....Pages 196-206

Title IV (Vocational Rehabilitation).....Pages 206-240

Questions?
