

Joe Lombardo  
*Governor*



Richard Whitley  
*Director*

# State of Nevada Department of Health and Human Services

---

Nevada's Child Care & Early Childhood Education System – Impact of the Pandemic  
Relief & Recovery Funds

Division of Welfare & Supportive Services

Karissa Loper Machado, MPH



2/14/2024

*Helping people. It's who we are and what we do.*



# Agenda

1. Nevada's Child Care Landscape
2. Pandemic Funding Overview
3. Assistance to Families
4. Supporting Child Care Providers
5. Child Care System Supports
6. Notable Special Projects
7. Data Overview
8. Q&A

# Nevada's Child Care Landscape

- Nevada is a child care desert: only 1 licensed child care slot for every 3 children statewide.
- Child care is costly: a family of 4 in Las Vegas, with two working parents, needs to earn ~\$105,000 annually to afford to pay for child care out of pocket. (<https://livingwage.mit.edu/metros/29820>)
  - That same family of 4 stops being eligible for federal child care subsidy assistance when they make more than ~\$72,000 annually.
- The Child Care & Development Block Grant and the federal pandemic relief/recovery funds have allowed the state to increase access to and the affordability of child care *for eligible households*.



# Nevada Child Care & Development Program (CCDP)

- Administers federal child care subsidy benefits to eligible households
- Collaborates with NDE-OELD and many other stakeholders to define, measure, and improve the quality of child care services
- Operates/administers the Child Care Licensing Program
- Collaborates across sectors to improve Nevada's early childhood system (welfare, health, education, economic, etc.)



# Nevada CCDP

- Household income eligibility criteria: Child Care subsidy assistance is available to any household making up to 85% of the state's median income (the most generous level allowed by federal law).
  - Adult household members must be working, in a job training program, or finishing a higher education program.
- The subsidy funds are paid directly to child care providers based on set rates per provider type/region. Provider must be enrolled through one of our regional Child Care Resource & Referral agencies to receive payments on behalf of the client (The Children's Cabinet or Las Vegas Urban League).
  - In general, most households are required to share the cost of receiving child care subsidy assistance via a required family contribution based on household size and income not to exceed 7% of the household's income on a sliding scale.
- Our parent clients choose their own child care provider, but due to supply shortages, they struggle to find open licensed slots or even family, friend or neighbor (FFN) care near their home/work making the cost assistance inaccessible even when they are eligible.
  - Not all providers participate in the subsidy program and the Nevada CCDP does not dictate price caps for participating providers, so parents often end up paying overages (the difference between the subsidy+copay and the provider's price) as well as their required family contribution percentage.



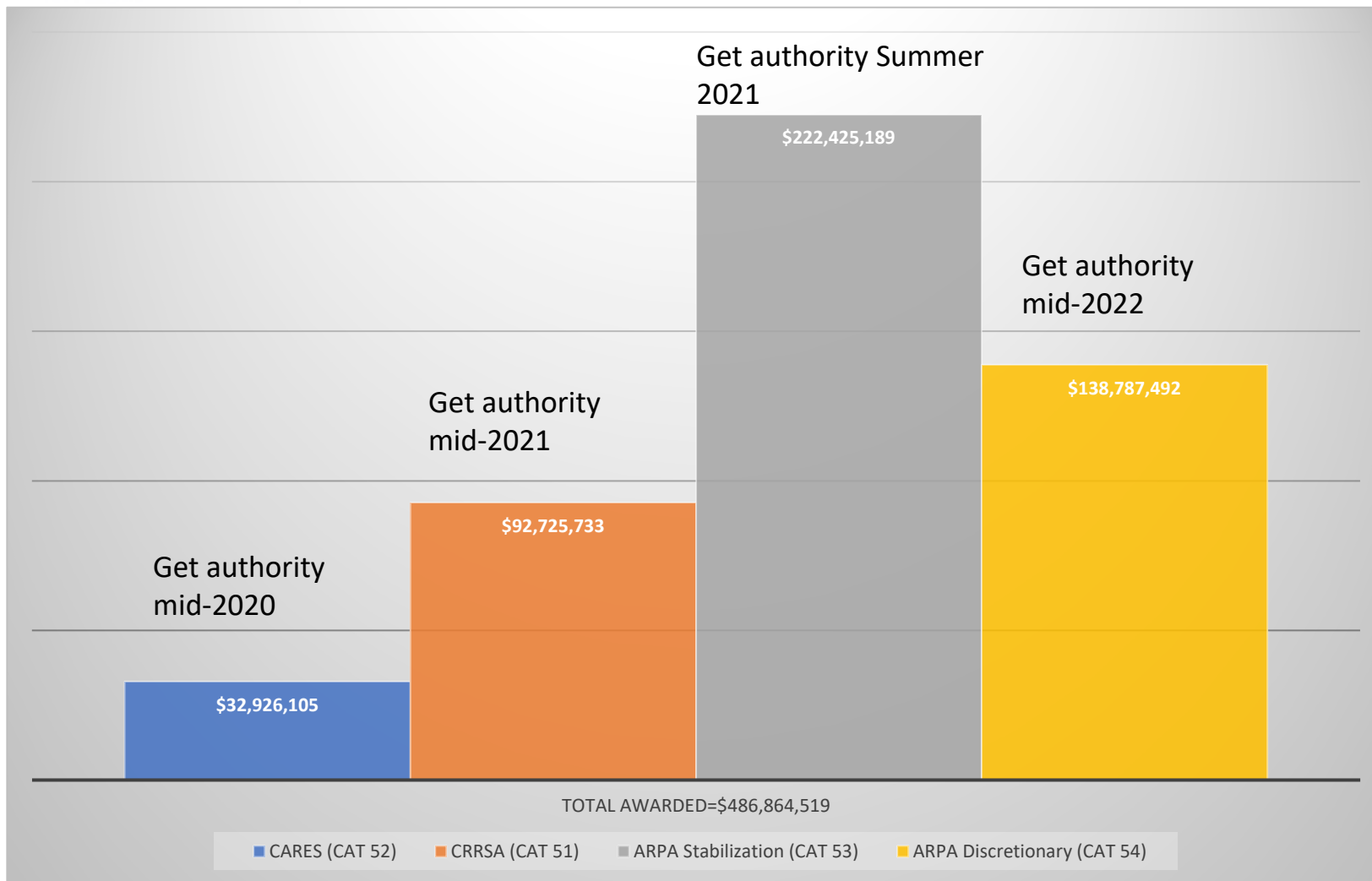
# Child Care & the Workforce

- Access to early childhood education allows parents to work or complete training/education programs knowing their child is in a safe environment where their education and development is prioritized.
  - Depending on where a household starts economically, they may be able to move off other assistance programs through steady wage growth while remaining eligible for child care subsidy until they are making more than 85% of the state's median income.
- Investing to develop a stable and high-quality early childhood education system supports the state's future economic health by preparing children for success in Kindergarten and beyond with a strong social and educational foundation.



# Pandemic Relief & Recovery Funds

Note: CARES, CRRSA, and ARPA Stabilization sources ended 9/30/2023



# Assistance to Families

<b>Family Supports (Project Budgets)</b>	<b>\$ 81,726,824</b>
Children with Special Needs Contracted Slots	\$ 12,000,000
Infant/Toddler Contracted Slots	\$ 16,234,492
Non-Traditional Hours Contracted Slots	\$ 12,000,000
Subsidy Certificate Caseload Increases	\$ 30,883,499
Wraparound Provider Rate Increase	\$ 3,119,384
Early Childhood Community Health Workers (CHWs)	\$ 4,588,950
Nevada Afterschool Network - OST Expansion	\$ 2,078,892
Parent Leadership Engagement	\$ 821,607





# Assistance to Families

Family Supports	Expended	Remaining
Children with Special Needs Contracted Slots	\$ 30,200	\$ 11,969,800
Infant/Toddler Contracted Slots	\$ 2,788,879	\$ 13,445,613
Non-Traditional Hours Contracted Slots	\$ 168,000	\$ 11,832,000
Subsidy Certificate Caseload Increases	\$ 5,653,228	\$ 25,230,271
Early Childhood Community Health Workers (CHWs)	\$ 2,327,844	\$ 2,261,107
Wraparound Provider Rate Increase	\$ 2,154,330	\$ 965,054
Nevada Afterschool Network - OST Expansion	\$ 688,899	\$ 1,389,993
Parent Leadership Engagement	\$ 456,511	\$ 365,096
<b>Totals</b>	<b>\$ 14,267,891</b>	<b>\$ 67,458,933</b>



# Supporting Child Care Providers (Increasing Supply)

<b>Provider Supports (Project Budgets)</b>	<b>\$ 378,521,925</b>
Operating/Stabilization Grants (75% of total)	
Children's Cabinet	\$ 258,373,879
Las Vegas Urban League	\$ 19,602,857
Family, Friend, Neighbor Reimbursements	\$ 7,728,000
Supply Building	
New Provider Start-Up Grants	\$ 19,098,664
CARE Nevada Housing Project	\$ 8,190,000
Quality Improvement Grants	\$ 21,067,355
Wonderschool	\$ 5,192,254
Candelen	\$ 2,720,923
Literacy Partners	\$ 1,052,646
Professional Services	
Child Care Services Centers (Hubs)	\$ 9,454,133
Access to Capital (Financing Support)	\$ 568,776
PPE Stipends for Providers	\$ 526,898
Special Needs Consultation	\$ 408,968
ECSN (Substitute) Expansion	\$ 1,102,528
QRIS/NVPMI Expansion	\$ 3,544,175
CACFP Expansion	\$ 388,378
Supporting Child Care Staff	
NevAEYC/Registry Staff Stipends	\$ 19,141,652
Background Check & Professional Development Fees	\$ 359,841



# Supporting Child Care Providers (Increasing Supply)

Provider Supports	Expended	Remaining
Operating/Stabilization Grants	\$ 285,704,736	\$ -
Supply Building	\$ 15,747,909	\$ 41,573,933
Professional Services	\$ 11,582,532	\$ 4,411,323
Supporting Child Care Staff	\$ 13,500,619	\$ 6,000,874
<b>Totals</b>	<b>\$ 326,535,795</b>	<b>\$ 51,986,131</b>

# Child Care System Supports

<b>System Supports (Project Budgets)</b>	<b>\$ 26,615,770</b>
Comprehensive Evaluation	\$ 4,000,000
Strategic Planning (2020-2021)	\$ 95,147
Case Management Systems Development	\$ 7,516,136
Data Systems Integration & Improvement	\$ 1,539,680
Administrative Costs	\$ 2,381,622
Outreach/Education Campaign	\$ 5,285,173
Employer Child Care Support & Consultation	\$ 764,419
Local Early Childhood Advisory Council Grants	\$ 343,050
Early Childhood System Cost Modeling	\$ 1,587,801
Nevada Youth First (Workforce Supply)	\$ 1,978,762
Infant & Early Childhood Mental Health Assoc.	\$ 1,123,978



# Child Care System Supports

System Supports	Expended	Remaining
Comprehensive Evaluation	\$ 157,824	\$ 3,842,176
Strategic Planning (2020-2021)	\$ 95,147	\$ -
Case Management Systems Development	\$ 4,511,506	\$ 3,004,630
Data Systems Integration & Improvement	\$ -	\$ 1,539,680
Administrative Costs	\$ 1,288,037	\$ 1,093,586
Outreach/Education Campaign	\$ 3,361,468	\$ 1,923,705
Employer Child Care Support & Consultation	\$ 451,823	\$ 312,597
Local Early Childhood Advisory Council Grants	\$ 187,950	\$ 155,100
Early Childhood System Cost Modeling	\$ 605,689	\$ 982,112
Nevada Youth First (Workforce Supply)	\$ 1,633,274	\$ 345,488
Infant & Early Childhood Mental Health Assoc.	\$ 357,794	\$ 766,185
<b>Totals</b>	<b>\$ 12,650,510</b>	<b>\$ 13,965,260</b>

# Notable Special Projects

- Nevada Child Care Fund - \$50 million (State ARPA)
  - As of July 1, 2022 helping to cover required family copay contributions for all enrolled children; helping to sustain higher subsidy payment rates with no sliding fee scale or waitlists. (43% expended on 1/31/24)
- Child Care Capital Expansion Grants - \$30 million (State ARPA)
  - 18 subrecipients – currently licensed child care providers opening another location or expanding current facilities to create 2,477 new slots by 2027. (44% expended on 1/31/24)
- CARE Nevada Housing Project in Clark County (CRRSA)
  - \$8.2 million dedicated to services related to finding suitable housing for an in-home licensed child care facility, placing an eligible FFN provider in the home (increases supply by 2 to 8 slots), and providing technical assistance to help the provider be financially successful.

# Notable Special Projects, Cont.

- [Nevada Early Childhood Education \(ECE\) Workforce Framework](#) (facilitated by SRI, Inc.)
  - Provides ECE stakeholders and funders best practices and recommendations for creating a strong and stable early childhood education system that values (and pays) ECE workers as educational *professionals*.
- Child Care Workforce Stipends
  - Although one-time stipends are not a long-term solution, they can help to incentivize current workers to remain in the field right now.
- Early Childhood Community Health Workers
  - A comprehensive system investment which is helping families *and* child care workers connect to health, welfare, and other community resources. EC-CHWs come from the neighborhoods they work in and are trusted partners. *\*This strategy is being highlighted federally as one to watch.*



# Data Overview: Subsidy Caseload Increase

	October 2022	October 2023
Number of Children Served	6,900	10,555
Average Benefit per Child	\$725	\$745
Total Expended	\$5,017,941	\$7,857,791



# Data Overview: Stabilization Grants by County & Provider Type

County	Child Care Center	Family Child Care Center	Group Family Child Care	Out-of-School Time (OST)	Family, Friend, and Neighbor (FFN)	Total
Carson	12	-	1	1	-	14
Churchill	4	-	2	1	-	7
Clark	179	23	20	3	260	485
Douglas	8	1	-	-	1	10
Elko	5	-	1	1	-	7
Humboldt	1	-	2	-	-	3
Lander	2	-	-	-	-	2
Lyon	4	1	3	1	1	10
Nye	2	-	2	-	-	4
Storey	1	-	-	1	-	2
Washoe	80	62	1	5	26	174
White Pine	1	-	-	-	-	1
<b>Total</b>	<b>299</b>	<b>87</b>	<b>32</b>	<b>13</b>	<b>288</b>	<b>719</b>

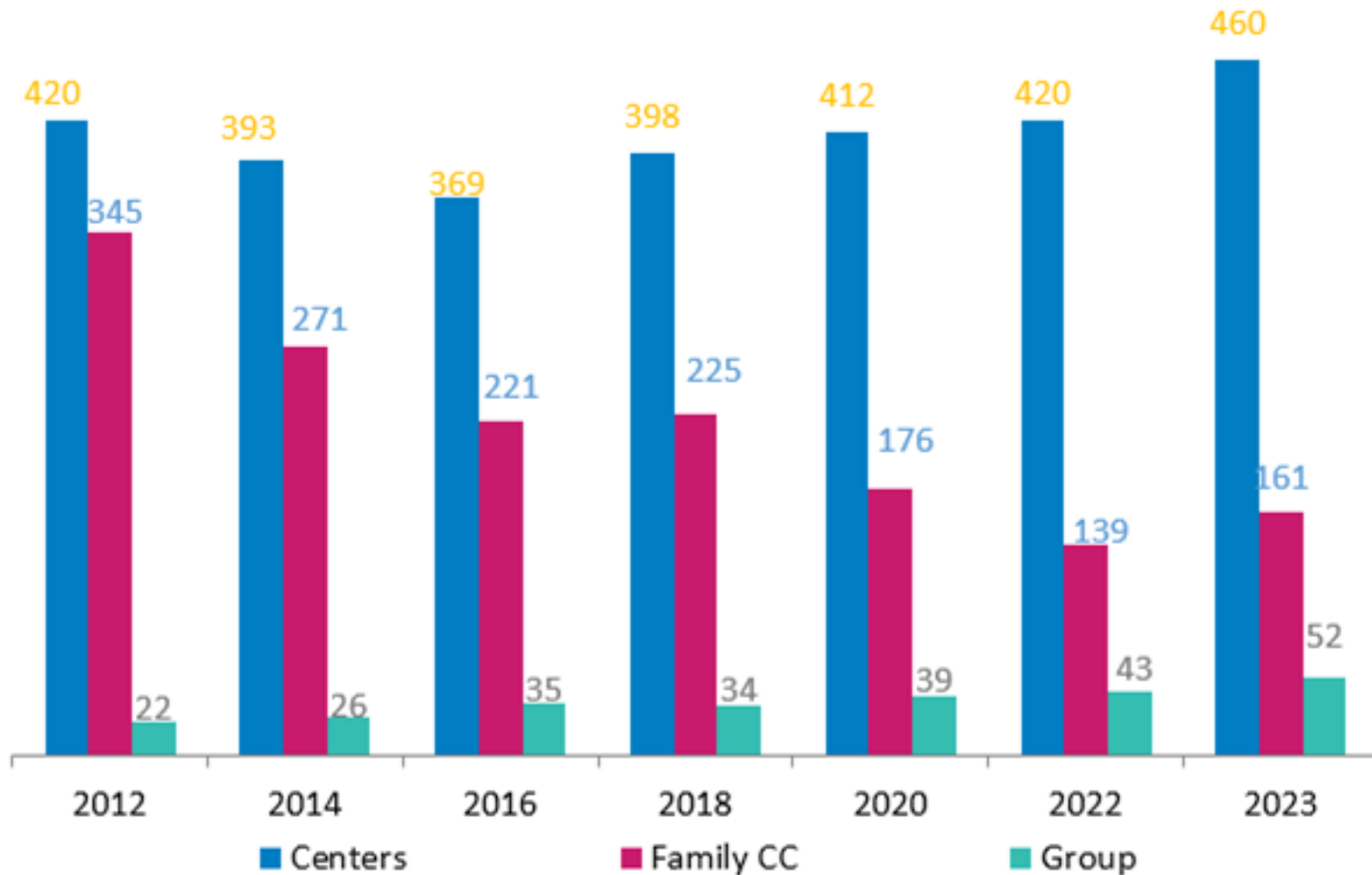


# Data Overview: Stabilization Grant Spending through 9/30/23

County	Child Care Center	Family Child Care Center	Group Family Child Care	Out-of-School Time (OST)	Family, Friend, and Neighbor (FFN)	Total
Carson	\$ 3,997,326		\$ 77,040	\$ 717,294		\$ 4,791,660
Churchill	\$ 587,388		\$ 205,440	\$ 231,286		\$ 1,024,114
Clark	\$ 129,310,145	\$ 928,560	\$ 1,563,126	\$ 6,532,296	\$ 3,678,600	\$ 142,012,727
Douglas	\$ 4,225,972	\$ 40,008			\$ 15,720	\$ 4,281,700
Elko	\$ 1,777,934		\$ 83,460	\$ 583,604		\$ 2,444,998
Humboldt	\$ 516,511		\$ 154,080			\$ 670,591
Lander	\$ 362,880					\$ 362,880
Lyon	\$ 2,474,032	\$ 40,008	\$ 231,120	\$ 1,078,950	\$ 15,720	\$ 3,839,830
Nye	\$ 980,976		\$ 154,080			\$ 1,135,056
Storey	\$ 178,656			\$ 69,134		\$ 247,790
Washoe	\$ 46,003,887	\$ 2,863,488	\$ 57,456	\$ 6,159,074	\$ 360,120	\$ 55,444,025
White Pine	\$ 243,330					\$ 243,330
<b>Total</b>	<b>\$ 190,659,037</b>	<b>\$ 3,872,064</b>	<b>\$ 2,525,802</b>	<b>\$ 15,371,638</b>	<b>\$ 4,070,160</b>	<b>\$ 216,498,701</b>



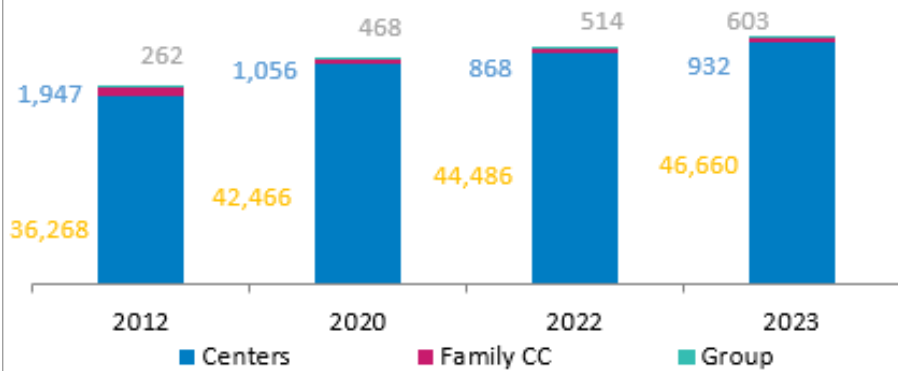
# Data Overview: Impact of Federal Investments on Number of Providers



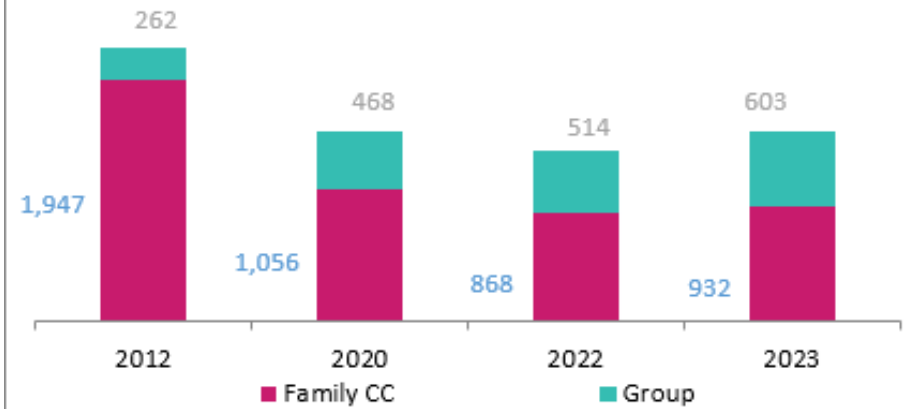
# Data Overview: Impact of Federal Investments on Capacity



**Nevada Child Care Capacity by Year 2012-2023**



**Nevada Child Care Capacity by Year 2012-2023**



# NevAEYC Staff Stipends

	2024 (10/2023 – 9/2024)	2023 (7/2022 – 9/2023)	2022 (10/2021 – 6/2022)
<b>Total Applications Received</b>	4,824 (as of 12/31/2023)	6,266	5,105
• Carson City	127	168	138
• Churchill	24	33	24
• Clark	3,144	4,033	3,288
• Douglas	63	89	85
• Elko	90	108	114
• Humboldt	23	28	25
• Lander	4	17	12
• Lincoln	2	0	0
• Lyon	120	150	105
• Mineral	3	5	2
• Nye	34	47	22
• Pershing	12	9	4
• Storey	6	8	6
• Washoe	1,133	1,509	1,229
• White Pine	28	42	34
• Out-of-State	11	20	17
<b>Total Applications Approved</b>	1,284	5,808	4,812
<b>Total Applications Denied</b>	4	458	293



# Child Care Expansion Grants

County	# of Slots Added	Total Awards	# of Centers
Carson City	133	\$910,000	1
Clark	1290	\$20,672,030	7
Douglas	40	\$996,195	1
Lyon	175	\$217,000	1
Mineral	50	\$977,000	1
Storey	50	\$989,450	1
Washoe	669	\$4,299,000	5
White Pine	70	\$545,000	1
Grand Total	2477	\$29,605,675	18



# Partner Acknowledgement

- Access to Capital
- Candelen
- The Children's Cabinet
- Division of Child & Family Services
- Las Vegas Urban League
- Local ECAC members
- Mission Driven Finance
- Nevada Association for the Education of Young Children
- Nevada Dept. of Ag. Child & Adult Care Food Program (CACFP)
- Nevada Dept. of Ed. Office of Early Learning & Development (OELD)
- Purdue-Marion
- University of Nevada, Las Vegas Nevada Institute for Children's Research & Policy (NICRP)
- University of Nevada, Reno Cooperative Extension
- Washoe County Human Services Agency
- Wonderschool
- Workforce Connections





# Questions?







# Contact Information

Karissa Loper Machado

Agency Manager

[kxloper@dwss.nv.gov](mailto:kxloper@dwss.nv.gov)

(775) 461-6151





# Contact Information

## The Child Care and Development Program

Email: [ccdp@dwss.nv.gov](mailto:ccdp@dwss.nv.gov)

Phone: 775-684-0625

<https://dwss.nv.gov/Care/Childcare>

## The Children's Cabinet

Email: [mail@childrenscabinet.org](mailto:mail@childrenscabinet.org)

Phone: 775-856-6200

<https://www.childrenscabinet.org/>

## The Las Vegas Urban League

Email: [childcareinfo@lvul.org](mailto:childcareinfo@lvul.org)

Phone: 702-473-9400

<https://childcarelv.org/>



# Acronyms

- ARPA – American Rescue Plan Act
- CACFP – Child & Adult Care Food Program
- CRRSA – Coronavirus Relief & Recovery Supplemental Act
- CCDP – Child Care & Development Program
- CCR&R – Child Care Resource & Referral Agency
- DWSS – Division of Welfare and Supportive Services
- ECAC – Early Childhood Advisory Council
- EC-CHW – Early Childhood Community Health Workers
- ECE – Early Childhood Education
- ECSN – Early Childhood Support Network
- FCC – Family Child Care provider
- FFN – Family, Friend, Neighbor provider
- GFCC – Group Family Child Care provider
- I/T – Infant/Toddler
- NAN – Nevada Afterschool Network
- NCCF – Nevada Child Care Fund



# Acronyms

- NDA – Nevada Department of Agriculture
- NDE – Nevada Department of Education
- NevAEYC – Nevada Association for the Education of Young Children
- NICRP – Nevada Institute for Children’s Research & Policy
- NVPMI – Nevada Pyramid Model Intervention
- OELD – Office of Early Learning and Development
- OST – Out of School Time
- PPE – Personal Protective Equipment
- QRIS – Quality Rating & Improvement System
- SMI – State Median Income
- UNR – University of Nevada, Reno
- UNLV – University of Nevada, Las Vegas